

QUICKSILVER®

SUNDECK-CRUISER-CABIN



2022

THE QUICKSILVER RANGE HAS ALWAYS PERFECTLY BLENDED FUN AND STYLE WITH PRACTICALITY AND SAFETY

The evolving direction of the Quicksilver range now builds on this strength with collaborations between highly experienced designers, engineers and naval architects from the Brunswick Group, a leading force in the boating world. A strong partnership that has led to an even greater line-up of fun boats with true integrity and depth.

Quicksilver promises a world of style and innovative use of space made possible by the best in class length to beam ratio which also increases stability. A confidence further heightened by the deep V hull design creating a form that cuts through water efficiently and comfortably. A direct result of one of the most experienced naval architects in the industry being part of the team behind Quicksilver.

So as you can see, we take fun very seriously. Welcome to style and substance.

Explore our complete range of boats and dealer network now at www.quicksilver-boats.com





CONTENT

- Introduction 4
- The Smart Edition 5
- 875 SUNDECK 6
- 805 SUNDECK 10
- 755 SUNDECK 14
- 675 SUNDECK 18
- 605 SUNDECK 22
- 805 CRUISER 26
- 755 CRUISER 30
- 675 CRUISER 34
- 605 CRUISER 38
- 555 CABIN 42
- 505 CABIN 46
- Specifications 50

Life is now

WELCOME TO THE SUNDECK, CRUISER & CABIN RANGE

The moment you look at a Quicksilver, you know that it's designed for pure fun.

It's about fluid yet solid forms with soft lines and sharp, cut-through shapes creating a dynamic, sporty tension that says it's playtime. Purposeful designs still true to the essence and character of the original sketches; that spontaneous spark of inspiration.

Creativity founded on experience, considered development and insight gained through solid research into the needs and desires of boat users resulting in a range of boats that offers you true freedom with the reassurance of structural and engineering integrity. Everything underpinned by safety, comfort and versatility.

So you can cruise, water ski, or just soak up the sun with complete peace of mind. And with ease.

**This is Quicksilver.
Built on understanding.
Shaped by you.
Created for escape.**





SMART EDITION THE BEST WAY TO GET THE OPTIONS YOU NEED

People are different.

So why should every boat be the same? We have designed our boats for optimal use, but we know that everybody has their own preferences. That's why we are introducing the Smart Edition.

The Smart Edition gives you what you need: a variety of option sets that are most frequently requested by our customers. So you can be sure you get the options you want.

Best of all, the Smart Edition has short delivery times and is probably already available at your local dealer right now you'll be on the water before you know it.

In addition to all of that you save an average of 10% when compared to ordering options separately and this edition is probably already available at your local dealer right now.

875 Sundeck

SUNDECK CHAMPION

The 875 Sundeck is raising the bar. Or should we say: extending the sun lounge? It boasts the biggest sundeck in its category. So, go ahead and invite up to 12 people for a cruise in the sun or onboard BBQ. Friends can even join for multi-day trips, because the cabin sleeps 4.



Length Overall
8,06 m



Beam Overall
3,00 m



Fuel Capacity
450 l



Max Power (Hp/kW)
500/368



CE Category
B/C 10/12





Upper Deck



Lower Deck



Side Profile

SAFETY

The boat is powered by a single engine with up to 400 hp or a twin engine with up to 500 hp. There is no better guarantee for safe travels in all kinds of water and wind conditions. On board, the asymmetrical console leaves ample space to easily reach the foredeck by the starboard side. And of course, the 875 Sundeck's offer a stable and spacious deck to move around on.

COMFORT

With the 875 Sundeck, there's enough sundeck for everybody. The cockpit seating converts into a 1.9 x 1.6 m sun lounge with direct water access while the bow area measures a record-setting 2.25 x 2.25 m sundeck with adjustable backrest. That's as big as it gets in this category of boats. Meanwhile, the cabin holds anything else you might need, like a marine toilet and shower. The cosy cabin seating and dining area with beautiful view over the water is conveniently equipped with an optional fridge and microwave.

DESIGN

The 875 Sundeck's design is a triumph of aesthetics and space efficiency. Take the helm, with its stylish glass windshield and classy dual seat. When you slide the seat forward on its rails, a galley with integral sink, cutting board and an optional stove or grill reveals itself. The cabin makes the most out of the available space with a U-shaped lounge that converts into the main berth. Design lovers will appreciate the privilege pack filled with exclusive design features.

VERSATILITY

An L-shaped cockpit lounge that converts into a large sundeck or a dining area, with a galley at hand. Not bad, right? Wait, there's more. Water sport fans put the engine's horsepower to good use by adding a ski pole to their configuration. Another option? Just flip up the foredeck chaise sun lounge and relax. The cabin area is ideal for eating in, relaxing and sleeping.



KEY FEATURES

- 1** Single or twin installation up to max 500hp. Optional enclosed canvas
- 2** Sliding fully equipped galley with sink, dual LPG burner and side fridge drawer
- 3** Mid-cabin berth with storage and side windows
- 4** Dual helm seat with bolsters.
- 5** Versatile cockpit area, convertible for: 1) cruising and dining area 2) sun lounge area with inclinable backrest 3) extra-large sun lounge and easy water access
- 6** U-lounge seating convertible to a dining area and main berth of 2 by 1.80m



805 Sundeck

SUN, SEA AND UNMISTAKABLE STYLE

If you're looking for the perfect combination of performance and comfort in the 7-8 meter range, then look no further than Quicksilver's 805 Sundeck. Designed with sun and relaxed cruising and water sports in mind, the 805 Sundeck lives up to its name with a versatile configuration that offers one of the largest sundeck surface in its category. But it's also big on comfort, accommodating up to nine people and comfortable sleeping for up to four adults. Not to mention performance and safety values for which Quicksilver craft are renowned.



Length Overall
7,88 m



Beam Overall
2,55 m



Fuel Capacity
280 l

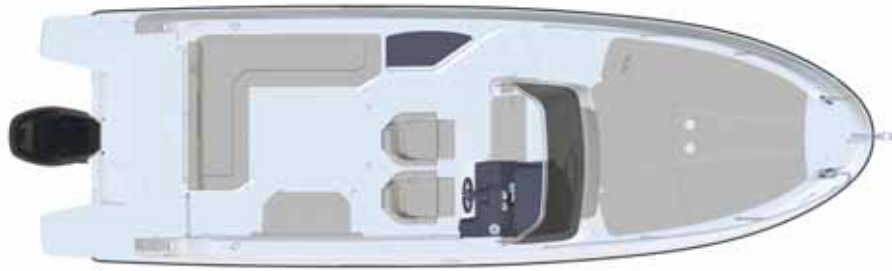


Max Power (Hp/kW)
400/294




CE Category
C9





Upper Deck



Lower Deck



Side Profile

SAFETY

The 805 Sundeck offers a wide range of safety features that will allow you to enjoy the water in complete security. Powerful single or twin-engine option delivers great acceleration and top speed, while Mercury technology ensures safe and precise handling. Its solid hull, high freeboards and ergonomic helm make it an extremely safe boat at any speed and in a variety of weather conditions.

COMFORT

With overnight accommodation facilities designed to cater for up to four adults in complete comfort, the 805 Sundeck offers a spacious cabin with a private bathroom with sink and optional marine toilet. For daytime use the 805 Sundeck accommodates up to nine adults in comfort and style, making it perfect for unforgettable high-performance leisure cruising, sunbathing and fun with friends and family.

DESIGN

With its sleek, fluid lines, the 805 Sundeck's stylish proportions create an unmistakable presence on the water. Both above decks and below, the 805 Sundeck offers stylish design elements such as clever extra seating around the cabin L-shape table, and a translucent cabin door and large hullside windows, providing lots of light in the cabin and a spacious and airy feeling.

VERSATILITY

The last word in versatility, the 805 Sundeck offers the largest Sundeck area in its class, with an easily deployable forward sunbathing area featuring twin chaiselounges and a wide flat area, as well as versatile cockpit area. The cockpit can be transformed from a seating area to a dining area and a large sundeck in just minutes. The cabin is perfect to accommodate up to four people for overnighting but the main berth can also be converted into a seating area with table.



KEY FEATURES

- 1** Large and versatile forward sun lounge with 3 adjustable backrests for sitting, sunbathing and chaise lounge position
- 2** Ergonomic helm with SmartCraft instrumentation with mounting space for optional 9" GPS/Chart plotter
- 3** Versatile cockpit area : 1) cruising and dining
2) sun bathing with inclined backrest
3) complete extension for maximum sunbathing capacity
- 4** Single or twin engine configuration capability of max 400 hp
- 5** Cabin for 4 adults consisting of main forward berth, mid berth, separated head and sink and toilet.
The main berth is convertible to a seating area with table
- 6** Permanent galley with stainless steel sink with cutting board lid, standard 12V cooler, fridge & countertop stove



3



4



5



6

755 Sundeck

LIVE ON THE SUNNY SIDE OF LIFE

The perfect combination of performance, comfort and versatility in the 7m+ boat segment, Quicksilver's 755 Sundeck is designed with sun, relaxation and enjoyable cruising in mind. With a range of versatile configurations that offer great sun lounging as well as seating accommodation facilities, the 755 Sundeck is designed for fast day cruising and water sports for up to eight people and comfortable overnighting for two.



Length Overall
7,23 m



Beam Overall
2,55 m



Fuel Capacity
280 l



Max Power (Hp/kW)
300/221



CE Category
C8





Upper Deck



Lower Deck



Side Profile

SAFETY

Unmistakably a high-performance craft, the 755 Sundeck also offers a full range of safety features to allow you, your friends and family to enjoy the water in complete security. On the move, the up to 300 horsepower outboard power unit gives the 755 Sundeck plenty of power, while its excellent handling and ergonomic pilot post make it a joy to use for water sports and fast cruising.

COMFORT

With its extra-large sunbathing foredeck area, with integrated headrests and cup holders, the 755 Sundeck offers optimal sunbathing conditions for up to 3 people. Enjoy a cold drink or a meal thanks to the galley that comes with sink, running water, refrigerator and a single burner stove for maximum comfort. Inside, the cabin offers comfortable daytime and dining use for up to four people, as well as overnighting for two.

DESIGN

Fluid, sleek and stylish are the watchwords when it comes to the new 755 Sundeck's exterior design, while the intelligent design features onboard, make this stylish craft an experience not to be missed. From the helm station's excellent console layout, to the multiple seating configurations both in the cabin and the cockpit, the 755 Sundeck uses intelligent design to offer a maximum of possibilities.

VERSATILITY

The last word in versatility, the 755 Sundeck offers a large forward sunbathing area, a versatile cockpit seating that can transform to a dining area and a cabin configuration that can also be used for dining, sleeping for two, and even as a comfortable play area for children.



KEY FEATURES

- 1** Versatile cockpit area : 1) cruising and dining
2) sunbathing with inclined backrest
3) complete extension for maximum sunbathing capacity
- 2** Single engine configuration from 175 up to 300 hp
- 3** Cabin with concealed sea toilet. The seating area is convertible to a dining area or 2 berths
- 4** Large permanent bow sundeck area
- 5** Galley includes stainless steel sink with cutting board lid, fridge & LPG stove
- 6** Twin bucket seats adjustable in height and flip up bolsters



675 Sundeck

SUN LOVER

The 675 Sundeck's updated, contemporary design wows in any water. And there's much more than meets the eye. Jump aboard to experience for yourself how space, comfort and ergonomics come together. For example, the helm now makes better use of the available surface, is easier to work with and has improved functionalities. Along with you behind the wheel, there's room for up to 8 passengers who want to soak up the sun.



Length Overall
6,66 m



Beam Overall
2,55 m



Fuel Capacity
200 l



Max Power (Hp/kW)
225/165




CE Category
C8





Upper Deck



Lower Deck



Side Profile

SAFETY

The 675 Sundeck is powered by an outboard Mercury engine with up to 225 hp. On board, accessibility to the bow and to other parts of the boat is high thanks to the wide steps to the bow, intelligently placed handrails and a high freeboard. A restyled windshield with new tinted glass (30/70 blend) was developed to improve the pilot's view. Water enthusiasts will love the pivoting backrest to reach the swim platforms effortlessly.

COMFORT

The 2-meter long sundeck is raising the bar for all sundecks in this boat's category. If you can't stand the heat, stay out of the sun lounge. Which is very well possible. A sliding door leads into the cabin with plenty of seating space. At night, it's converted into a comfortable double berth. In the cockpit, the improved pilot bucket seats swivel any way you like and have been reinforced to offer more comfort.

VERSATILITY

The cockpit is the most versatile area on the 675 Sundeck. A pivoting backrest leads to the swim platform and the ski mast. After a bit of water sports action, a removable table and the pivoting pilot seats turn the cockpit into a fancy dining area for 4. Starboard and portside integrated cup holders included. The cabin configuration is multi-purposeful as well. Enjoy some relaxing time on the U-shaped seating or transform the cabin into a cosy bedroom for 2.

STORAGE

Storage space easy to find on the 675 Sundeck. A non-exhaustive list includes the space underneath the aft seating, ample room in the cabin and a storage tray in the helm console. This means there's dedicated storage for both your permanent equipment (cushions, exterior table, ski mast, navigation light, life jackets) and for other small items and personal belongings.



KEY FEATURES

- 1 Large bow sun lounge
- 2 Engine configuration up to max 225 hp and large swim platforms
- 3 Pivoting pilot & co-pilot bucket seats with flip bolster and swivel
- 4 Double berth designed for comfortably sleeping two adults
- 5 Port and starboard pivoting backrest allowing an easy access to the swim platforms
- 6 Stylish and ergonomic bicolor helm with room for a 7" GPS/Chart Plotter



605 Sundeck

FUN IN THE SUN

The improved 605 Sundeck hits the water with a more dynamic design and upgraded functionalities. It is made for cruising, water sports and fun in the sun. So head out for a day trip with up to 7 people or surprise your partner with a romantic getaway. A Mercury engine with up to 150 hp guarantees safe navigation during the day and the boat's cabin converts into a cosy berth at night.



Length Overall
5,94 m



Beam Overall
2,40 m



Fuel Capacity
160 l



Max Power (Hp/kW)
150/110




CE Category
C7





Upper Deck



Lower Deck



Side Profile

SAFETY

Safety begins with a reliable engine. The 605 Sundeck is compatible with a series of single outboard Mercury engines (115-150 hp). On board, wide steps to the sun lounge area, a high freeboard and well-placed handrails provide passengers with all the support and comfort they need to move around freely. A pivoting backrest allows for an unobstructed access to the swim platforms and the integrated swim ladder.

COMFORT

The 605 Sundeck has one of the largest sundecks in its category. Even the bow anchor locker is covered with a cushion to extend the sunbathing area to the max. The helm of the boat has been completely redesigned for a more modern, stylish look and improved use of space for instrumentation. At the same time, the pilot and co-pilot bucket seats with flip bolsters, swivels have been fortified for enhanced driver comfort.

VERSATILITY

Flexibility is a given on the new 605 Sundeck, both on and below the deck. The cockpit converts into a dining area for up to 4 adults, thanks to the removable table, starboard and portside integrated cup holders and pivoting pilot seats. Cabin space can be used as a U-shaped seating area or as a comfortable 2-person sleeping berth, depending on the cushion configuration. An optional ski mast adds water sports to the list of activities the boat has in store.

STORAGE

Storage capacity on the boat is plentiful. For starters, the bow anchor and line locker are fully integrated. The exterior table and filler cushions fit into a dedicated storage area and the same goes for the stern navigation light and water sports equipment. Supplementary storage space for small items and personal belongings is located both underneath the aft seat and below the berth in the cabin.



KEY FEATURES

- 1 Large bow sun lounge
- 2 Double berth
- 3 Engine configuration up to max 150 hp
- 4 Large swim platforms for safe and easy access in and out of the water
- 5 Wide steps to forward sun lounge
- 6 Stylish and ergonomic bicolor helm with room for 7" GPS/Chart Plotter



3



4



5



6

805 Cruiser

LUXURY PERFORMANCE DAY-CRUISER

Designed with attention to detail, the 805 Cruiser is our flagship model for day cruising. Refinement, power, safety and comfort are the key values you'll appreciate in this smart new addition to our line-up. Powered by up to 400hp of engine power and accommodating up to nine for day cruising and refined sport and leisure use with family and friends, the 805 Cruiser is the ultimate in smooth and stylish performance on the water.



Length Overall
7,88 m



Beam Overall
2,55 m



Fuel Capacity
280 l

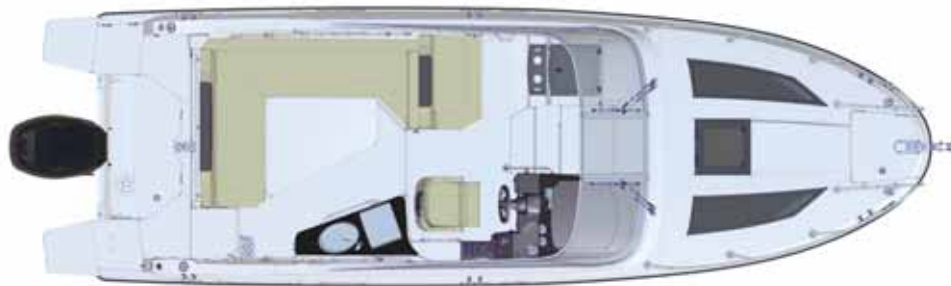


Max Power (Hp/kW)
400/294



CE Category
C9





Upper Deck



Upper Deck with Sun Lounge



Side Profile

SAFETY

The 805 offers a wide range of safety features that will allow you to enjoy the water in complete security. With a hull designed for safe yet high-performance use and a high level of navigation console accessibility and visibility, it's an extremely safe craft at any speed and in a variety of weather conditions. The easy stern access and twin swim platforms include a robust ladder allowing for equally easy access directly from the water.

DESIGN

With its sleek, fluid lines, the 805 Cruiser's perfect proportions create a powerful presence on the water. The high-spec exterior fittings and intelligent design elements give the boat a unique style, complemented by high-end finishing such as LED courtesy lights and cockpit table. The interiors are fitted out in elegance and style, with eye for detail in the upholstery finishing, cabinets and wooden trim giving an overall sense of refinement.

COMFORT

With overnight accommodation facilities designed to cater for up to four adults, the 805 Cruiser offers a spacious and airy double forward cabin, twin mid-berths, a practical yet private marine toilet with its own window and sink and a robust and practical galley with a refrigerator, fresh water system and stove. For daytime use the 805 Cruiser accommodates up to nine adults in comfort and style.

VERSATILITY

The last word in versatility, the 805 Cruiser offers multiple configurations for fun and leisure use with family and friends, whether it's for skiing, water sports or coastal cruising. Three different cockpit configurations from comfortable cockpit seating to dining area and to spacious sun lounge. The cockpit dining table seats five people. Not to mention an optional full size foredeck sun lounge.



KEY FEATURES

- 1 Cabin for 4 adults consisting of main forward berth, mid berth, separated sink and toilet
- 2 Easy walking access from bow to stern
- 3 Large swim platforms. Single or twin engine configuration capability of max 400 hp
- 4 Versatile cockpit area : 1) cruising and dining
2) sunbathing with inclined backrest
3) complete extension for maximum sunbathing capacity
- 5 Permanent galley with stainless steel sink with cutting board lid, standard 12V cooler, fridge & LPG stove
- 6 Comfortable bucket seat. Double co-pilot seat with storage below seat



755 Cruiser

ENJOY THE VIEW

Break away for a day trip or a weekend on the water. The 755 Cruiser's deep cockpit and full windscreen keep you and your passengers safe and dry during the ride. Inside, the cabin's wide windows offer the best views you'll ever find in a 7-meter boat. Customisation is key. The cockpit area offers 3 configurations, several packs allow for significant upgrades of the boat's accessories and there's a whole range of Mercury engines available.



Length Overall
6,99 m



Beam Overall
2,55 m



Fuel Capacity
280 l



Max Power (Hp/kW)
300/221



CE Category
C8





Upper Deck



Lower Deck



Side Profile

SAFETY

The 755 Cruiser is powered by a single outboard Mercury engine with up to 300 hp, ensuring secure and agile navigation. Accessibility features include a wide cockpit entry, smartly positioned handrails all around, easy walking access from bow to stern and swim platforms to slide into the water. With its deep cockpit, the boat is also suitable to take children along for a safe ride. A full windscreen with windscreen wiper adds to the weather protection.

DESIGN

Its distinctive external lines give the boat an uncluttered, smooth and sporty look. Eye catchers are the bicolour helm, the sleek windshield and the new electric blue hull colour. Smart design created room for integrated armrests with cup holders, a cockpit galley for outside cooking and invisible canvas storage. The cabin makes the most of the available space and light with a roomy berth, large windows and integrated storages.

COMFORT

Passengers are well taken care of wherever they are on the 755 Cruiser. The large cockpit lets you enjoy being outside and on the water as much as possible. It includes a fully galley with sink, LPG stove and refrigerator. Large swim platforms provide easy access to the water and wide steps do the same for cabin entry. The cabin boasts room for 2 to spend the night and see the sun rise through its wide side windows. Plus, there's an optional full enclosed marine toilet.

VERSATILITY

How do you like your cockpit area? Its adjustable reclining bench offers 3 configurations: up, chaise lounge and extra-large sun lounge. These let you choose from a multitude of activities: talk, dine, relax, read, sunbathe, you name it! The co-pilot seat has a dual function as well. Sit down in the forward-facing seat or use it to extend the seating area and sun lounge. Want even more space? The foredeck transforms into a sun lounge, too.



KEY FEATURES

- 1 Double co-pilot seat with bi-directional seat backrest and storage underneath
- 2 Single engine configuration up to max 300 hp. Large swim platforms
- 3 Spacious cabin with double berth, large side windows and enclosed sea toilet
- 4 Versatile cockpit area suitable for: 1) cruising and dining 2) sun lounge with inclined backrest 3) completely extended sun lounge for sunbathing and easy water access
- 5 Galley with integral sink, cutting board and LPG stove
- 6 Large foredeck sun lounge for reading and relaxing



675 Cruiser

SLEEK, SPORTY AND SPACIOUS

The 675 Cruiser combines a sleek design with a sporty set-up and smart use of space. That makes it hard to tell who will have the most fun: you as the captain or the friends and family you bring along? There's room for up to 7 people who love to cruise and soak up the sun.



Length Overall
6,40 m



Beam Overall
2,46 m



Fuel Capacity
230 l



Max Power (Hp/kW)
225/165



CE Category
C7





Upper Deck



Lower Deck



Side Profile

SAFETY

A clearly defined step-out area tells all passengers where to enter and exit the boat. This allows you to get in the boat in a fast and secure manner. Once on board, there's easy walking access from bow to stern. And if you want to go for a swim, the large swim platform is the way to go. An ergonomic helm station and a deep cockpit make sure captain, crew and kids are safe at all times.

COMFORT

Large portside steps give easy access to the foredeck. This unique deck layout frees up space in the centre of the boat. And that is where you'll find a semi-transparent door. Slide it open to enter the U-shaped cabin that converts into a comfortable double berth. Ample light and ventilation are provided through the translucent cabin door, an opening portlight and a deck hatch. Back outside, the helm can be equipped with SmartCraft instrumentation and, a high tech 9-inch GPS.

VERSATILITY

Most of the action on the 675 Cruiser happens in the cockpit area. The double, bi-directional co-pilot seat makes it possible remain face forward when cruising or extend the social area to spend time together. Over dinner, for example. And if you add the starboard flip seat to your boat configuration, even more people gather around the cockpit table. The cockpit can be turned into a sun lounge within minutes. And, if you put the aft seat down that sun lounge becomes even bigger.

STORAGE

Storage space is integrated below the swim platform and underneath the cockpit seats. All of that space is available to store away personal belongings. The fenders, and even the optional canvas all have their own dedicated storage space. Of course, you'll find even more storage room in the cabin.



KEY FEATURES

- 1 Cabin with seating area that is convertible to a double berth. Optional pull out marine toilet
- 2 Wide steps to access deck
- 3 Versatile cockpit area suitable for 1. Cruising and dining, 2. Relaxing and reading with the inclinable backrest, 3. Sun lounge and extended sun lounge with easy water access
- 4 Double co-pilot seat with bi-directional seat backrest and optional refrigerator below seat
- 5 Single engine configuration up to max 225 hp. Optional bimini
- 6 Stylish windshield and ergonomic helm station. With instrumentation and mounting space for a 9" GPS/Chart plotter



3



4



5



6

605 Cruiser

CHOOSE TO CRUISE

The 605 Cruiser has gotten longer and wider compared to its predecessor, but it's still our most compact cruiser. The redesign gives you a bigger, more streamlined boat. Also interesting to know: your increased cruising comfort is coupled with longer cruising, thanks to the biggest fuel tank in this category.



Length Overall
6,00 m



Beam Overall
2,34 m



Fuel Capacity
160 l



Max Power (Hp/kW)
150/110



CE Category
C6





Upper Deck



Lower Deck



Side Profile

SAFETY

As you know, a bigger boat is often a safer boat. You enter and leave the 605 Cruiser via a clearly defined step-in/step-out area. The large swim platform with motor well step ensures easy access into the water and back onto the deck. Also, if you bring your kids and they can't sit still (no surprises there), that's completely fine. The high foredeck railing and the deep cockpit allow them to move around in all safety during family cruises.

COMFORT

As the boat's captain, you'll be happy to see that your swivel seat is now mounted on a polyester pedestal base, for improved comfort. Your co-pilot, in a similar seat, looks straight at cleverly placed steps to the foredeck. This unique design allows for a cabin door in the middle of the cockpit. The semi-transparent door, an opening portlight and a deck hatch let light and air into the cabin. Inside, a double berth fits 2 people who love spending the night afloat.

VERSATILITY

Up to 6 people find at least as many ways to spend time on the 605 Cruiser. The foredeck is convertible into a large sun lounge with a central backrest cushion. At the back, blue skies ask for the optional second sun lounge to be deployed. In case of grey clouds, however, a bimini is deployed just as fast. The other option? Find shelter in the cabin, it doubles as a U-shaped seating area and as a berth for 2.

STORAGE

Your personal belongings stay dry in storage spaces underneath the swim platform and below the aft seating. A third storage space is integrated under the seating area of the cabin. Of course, the fenders and optional features such as an enclosure or a dining table all have their own spaces just as well.



KEY FEATURES

- 1** Versatile cockpit area suitable for dining and for sunbathing with easy deployable sun lounge
- 2** Anchor storage and step-out area via the bow
- 3** Cabin with seating area that is convertible to a double berth
- 4** Large swim platforms and motor well step for easy access to both sides of transom
- 5** Single engine configuration up to max 150 hp
- 6** Wide steps to access deck



555 Cabin

ANYTHING GOES

The 555 Cabin comes prepared. What for? Basically anything. First and foremost, it contains everything you need for a good time. Choose a spot on the bow or cockpit sun lounge, grab a drink from the fridge or enjoy your favourite tunes on the stereo system that can be equipped with 4 speakers.



Length Overall
5,50 m



Beam Overall
2,29 m



Fuel Capacity
110 l



Max Power (Hp/kW)
115/84,6



CE Category
C6





Top View



Side Profile

SAFETY

Navigation becomes a breeze with the standard hydraulic steering system, an integrated footrest and room for a 7 inch GPS screen. On the deck, you and your passengers walk around in all safety. You'll find wide port steps for easy foredeck access, an anti-skid deck trail and helpful hand rails. Do you feel in for a swim? Use the integrated swim platform or get the extended one to slide in gently.

COMFORT

The helm of the 555 Cabin was designed to improve functionality and optimise space. As a pilot, everything you need is at your fingertips. There's a sport steering wheel, integrated armrest and footrests, and with the Active Trim, you can count on effortless and optimal engine performance. Whenever you feel like taking a break, you just turn off the engine and swivel your chair around to face your crew. Indoors, cabin space has been optimised and the interior headliner gives a touch of cosiness. A translucent sliding door and side foredeck skylights add to a luminous and comfortable stay.

VERSATILITY

The 555 Cabin is a year-round all-rounder. It has nice places to relax all around. Pivoting seats and a mountable table turn the cockpit into a dining area right away. But first, you might want to deploy the cockpit sun lounge. Or go to the bow sun deck, of course. As soon as night falls or clouds gather, the cabin awaits you. Either sit down around the cosy cabin table or convert the seating into a spacious double berth of 2 meters.

STORAGE

In the cockpit area, storage space is conveniently tucked away below the aft bench seating. Supplementary storage is integrated in the helm and in the cabin. Combined, the 555 Cabin is equipped with plenty of space to keep personal belongings, sun pads and other items dry and safe.



KEY FEATURES

- 1 Engine configuration up to max 115 hp. Optional flexiteek
- 2 Swim platform extensions
- 3 Cockpit sun lounge extension: flip-up system without leg support or extensions
- 4 Cabin with U shape seating and cabin table convertible into a 2m double berth
- 5 Port steps for an easy access to the bow area
- 6 Helm with room for a 7" GPS/Chart plotter and instrumentation. Ergonomic armrest and cup holder



505 Cabin

THE BEST ALL-ROUND CABIN CRUISER IN THE COMPACT CLASS

The 505 Cabin offers one of the best all-round boating and navigation experiences in its class, integrating a stylish new design and packed with improved new features that guarantee a new level of safety and pleasure for a day on the water.



Length Overall
5,02 m



Beam Overall
2,12 m



Fuel Capacity
50 l



Max Power (Hp/kW)
100/73,6



CE Category
C5





Upper Deck



Lower Deck



Side Profile

SAFETY

Step aboard and leave with peace of mind, knowing that your safety is guaranteed by the robust hull and intelligent design features that make the 505 Cabin a reassuring choice on the water. Improved transom access, anti-slip bow and foredeck with guardrail protection mean total security in moving around the boat. The outboard power of up to 100 horsepower combined with responsive, reliable handling make the 505 Cabin a dream on the water, offering all-round safety, comfort and fun for friends and family.

DESIGN

Fans of better boat design will love the new look –and feel – of the 505 Cabin. From its stylish lines to the intelligent design features throughout, the 505 Cabin packs a design punch that sends it to first in its class. The 505 Cabin's profile is stylish and sporty, while the interior cabin experience is enhanced by plenty of natural light and space for portable toilet.

COMFORT

With overnight accommodation facilities designed to cater up to two adults in, the 505 Cabin offers a cabin that maximises space and comfort with longer berths and space for a toilet that stows away when not in use. The ample lighting comes from two well-placed port and starboard portlights and from the semi-transparent sliding cabin. The well-protected cockpit offers seating for up to 5 people and converts to a picnic area. The optional bimini awning and cockpit sun lounge top the comfort list, providing sunlounging as well as shade and protection.

VERSATILITY

Whether you're looking a day boat for family and friends or an overnighter that sleeps two, the 505 Cabin offers all the versatility you need to get the most out of your boating. The cockpit, with its bench seating, combines practicality and comfort. The movable middle-seat serves as transom entry. The cockpit table makes just the spot for a picnic, while an optional second pilot bucket seat extends the full cockpit seating capacity up to five. Inside the cabin, an optional central filler creates an extra-wide berth, while storage is integrated throughout the boat; in both cockpit and the cabin.



KEY FEATURES

- 1 Pivoting pilot and co-pilot seats for dining and socializing
- 2 Cabin with double berth
- 3 Engine configuration up to max 100 hp
- 4 Cockpit sun lounge extension
- 5 Bench seating flips up to allow boat access via the stern
Integrated step for boarding access
- 6 Ergonomic helm with mounting area for 7" GPS/Chart plotter



MODEL SPECIFICATIONS



	875 SUNDECK	805 SUNDECK	755 SUNDECK
Length Overall (M)	8,06	7,88	7,23
Length Overall Max with Options (M)	8,74	8,29	7,62
Length of Hull (M)	7,99	7,63	6,95
Beam Overall (M)	3,00	2,55	2,55
Height - Without Canvas (M)	2,71	2,71	2,21
Dry Weight (Kg)	2462	1820	1468
Draft Hull (M)	0,60	0,56	0,55
Fuel Capacity (L)	450	280	280
CE Design Category	C/B	C	C
Maximum Number of People	10/12	9	8
Maximum Power (HP)	500	400	300
Maximum Power (kW)	368	294	221
Water Capacity (L)	100	80	80
OB Shaft Length	XL / XXL	XL	XL
Maximum Load	1440/1590	1230	950



	675 SUNDECK	605 SUNDECK
Length Overall (M)	6,66	5,94
Length Overall Max with Options (M)	7,16	6,45
Length of Hull (M)	6,45	5,75
Beam Overall (M)	2,55	2,40
Height - Without Canvas (M)	2,10	2,02
Dry Weight (Kg)	1123	970
Draft Hull (M)	0,44	0,44
Fuel Capacity (L)	200	160
CE Design Category	C	C
Maximum Number of People	8	7
Maximum Power (HP)	225	150
Maximum Power (kW)	165	110
Water Capacity (L)	45	45
OB Shaft Length	XL	XL
Maximum Load	910	800



	805 CRUISER	755 CRUISER	675 CRUISER
Length Overall (M)	7,88	6,99	6,40
Length Overall Max with Options (M)	8,29	7,37	6,48
Length of Hull (M)	7,63	6,91	6,20
Beam Overall (M)	2,55	2,55	2,46
Height - Without Canvas (M)	2,26	2,03	1,83
Dry Weight (Kg)	1813	1440	1234
Draft Hull (M)	0,60	0,55	0,49
Fuel Capacity (L)	280	280	230
CE Design Category	C	C	C
Maximum Number of People	9	8	7
Maximum Power (HP)	400	300	225
Maximum Power (kW)	294	221	165
Water Capacity (L)	80	80	45
OB Shaft Length	XL	XL	XL
Maximum Load	1230	960	845



	605 CRUISER	555 CABIN	505 CABIN
Length Overall (M)	6,00	5,50	5,02
Length Overall Max with Options (M)	6,02	5,84	5,41
Length of Hull (M)	5,76	5,29	4,81
Beam Overall (M)	2,34	2,29	2,12
Height - Without Canvas (M)	1,75	1,71	1,64
Dry Weight (Kg)	1074	865	613
Draft Hull (M)	0,48	0,42	0,36
Fuel Capacity (L)	160	110	50
CE Design Category	C	C	C
Maximum Number of People	6	6	5
Maximum Power (HP)	150	115	100
Maximum Power (kW)	110	84,6	73,6
Water Capacity (L)	32	NA	NA
OB Shaft Length	XL	L	L
Maximum Load	725	645	555

PACKS OFFERING

SMART EDITION	875 SUNDECK	805 SUNDECK	755 SUNDECK	675 SUNDECK	605 SUNDECK
Cockpit Comfort Pack	X	X			
Cabin Comfort Pack	X		X		
Galley Pack	X				
Electronic Pack		X			
Bimini			X	X	X
Upgraded Cockpit Table				X	
Mooring kit	X	X	X	X	X
Port Flip Seat			X		
Real teak cockpit table			X		
Refrigerator	X				
Cockpit Shower				X	X
Ski Pole				X	X
Bow Electrical Windlass			X	X	
Motorwell Bridge			X		

SMART EDITION	805 CRUISER	755 CRUISER	675 CRUISER	605 CRUISER	555 CABIN	505 CABIN
Cockpit Comfort Pack	X	X				
Cabin Comfort Pack	X	X				
Electronic Pack	X	X	X	X		
Bimini with Enclosed Canvas					X	
Co-pilot Seat					X	
Back bench filler with cushion					X	
Cabin table & Berth Cushion/					X	
Mooring Kit	X	X	X	X		
Cockpit sun lounge				X		
Real teak cockpit table			X	X		
Refrigerator			X	X		
Cockpit Shower				X		
Ski Pole			X			
LED Courtesy lights			X			

	875 SUNDECK	805 SUNDECK	755 SUNDECK	675 SUNDECK	605 SUNDECK
COCKPIT COMFORT PACK	✓	✓			
Starboard Flip Seat	X	X			
Helm Seat Flip Seat	X				
Cockpit Sunlounge	X	X			
Refrigerator		X			
CABIN COMFORT PACK	✓		✓		
Curtains	X		X		
Cabin Table			X		
Berth Cushions/Filler			X		
Refrigerator	X				
Microwave	X				
GALLEY PACK	✓				
Refrigerator	X				
Stove LPG	X	X			
ELECTRONIC PACK		✓			
Simrad GPS/Chart Plotter 9"		X			
Stereo Fusion with 6 speakers		X			
VesselView Link digital interface		X			
PRIVILEGE PACK	✓				

	805 CRUISER	755 CRUISER	675 CRUISER	605 CRUISER	555 CABIN	505 CABIN
COCKPIT COMFORT PACK	✓	✓				
Cockpit Sunlounge	X	X				
Refrigerator	X	X				
Cockpit Shower		X				
Ski Pole		X				
Galley (sink w/presssured water & LPG stove)		X				
Port Windscreen Wiper		X				
Real teak cockpit table		X				
Blue LED cup holders + LED Courtesy Lights		X				
CABIN COMFORT PACK	✓	✓				
Enclosed Sea Toilet	X	X				
Curtains	X	X				
ELECTRONIC PACK	✓	✓	✓	✓		
Simrad GPS/Chart Plotter 9"	X	X				
Simrad GPS/Chart Plotter Cruise 7					X	
Simrad GPS/Chart Plotter Cruise 9				X		
Stereo Fusion with 2 speakers				X	X	
Stereo Fusion with 4 speakers		X				
Stereo Fusion with 6 speakers	X					
VesselView Link digital interface	X	X				



ENGINE SPECIFICATIONS

Choose among our vast range of robust and powerful Mercury, Mercury Mercruiser or Mercury Diesel engines, the most appreciated of all time. You'll have the very best and most up-to-the-minute engine power to take your boat out to enjoy the delights of the water. Moreover, you will benefit from a national and international network of dealers for service.

Additionally, a five-year warranty programme is applicable for all eligible Mercury outboard engines*. The programme will be offered to owners of new Mercury outboard engines**. The warranty applies to Mercury Verado® and FourStroke engines purchased in Europe, the Middle East, Africa and the CIS region.

The five years of comprehensive factory-backed coverage includes labour for failures caused by defects in material or workmanship. What's more, the new warranty is transferable if the engine is sold within the five-year period. The warranty applies to recreational use only.

MERCURY ENGINE OPTION	875 SUNDECK	805 SUNDECK	755 SUNDECK	675 SUNDECK	605 SUNDECK
Mercury F100 / F100 CT					X
Mercury F115 / F115 CT				X	X
Mercury F150				X	X
Mercury 175 V6		X	X	X	
Mercury 200 V6		X	X	X	
Mercury 225 V6		X	X	X	
Mercury 250 V8 Verado	X	X	X		
Mercury 300 V8 Verado	X	X	X		
Mercury 350 L6 Verado	X	X			
Mercury 400 Verado	X	X			
2x Mercury 200 V6	X	X			
2x Mercury 225 V6	X				
2x Mercury 250 V8 Verado	X				
2x Mercury 250 V8 Verado with JPO	X				

* Conditions and exclusions apply. ** Provided that all extended warranty conditions are met

MERCURY ENGINE OPTION	805 CRUISER	755 CRUISER	675 CRUISER	605 CRUISER	555 CABIN	505 CABIN
Mercury F60 / F60 CT						X
Mercury F80					X	X
Mercury F100 / F100 CT				X	X	X
Mercury F115 / F115 CT				X	X	
Mercury F150			X			
Mercury 175 V6	X	X	X			
Mercury 200 V6	X	X	X			
Mercury 225 V6	X	X	X			
Mercury 250 V8 Verado	X	X				
Mercury 300 V8 Verado	X	X				
Mercury 350 L6 Verado	X					
Mercury 400 Verado	X					
2x Mercury 200 V6	X					

QUICKSILVER®

www.quicksilver-boats.com

16 Sabarului Street, Jilava 

5 Prelungirea Taberei Street, Tulcea 

0731.144.000 

ovidiu@american-nautics.ro 



The quality system of
Brunswick Marine in EMEA
is ISO 9001:2008 certified.

American Nautics

© 2022 Brunswick Marine in EMEA. All Rights Reserved.

Brunswick Marine in EMEA continuously explores means to improve the products it designs, manufactures and distributes. Every effort is made to produce sales and service literature which is current. Changes to specifications of engines, boats and accessories are ongoing. This brochure should not be regarded as a precise guide to the latest specifications. This brochure is also not an offer for sales of any particular engine, boat or accessory. Distributors and dealers are not agents of Brunswick Marine in EMEA or one of its affiliates and they have no authority to bind Brunswick Marine in EMEA by any express undertaking or representation, including but not limited to representations of product, sales, applications or service nature. Not all products are available in all countries and some are available only in limited quantities. Some products shown in this catalogue are equipped with optional accessories. Please see your local dealer.

